



GRANDE PRAIRIE EMERGENCY RESPONSE PLAN

24-Hour Emergency Number

1-877-458-8080

Regulatory 24-Hour Emergency Numbers

Alberta Energy Regulator/Alberta Environment and Parks Energy & Environmental Response Line	1-800-222-6514 780-422-4505 (outside of AB)
British Columbia Energy Regulator (BCER) Industry Incident Reporting Line	1-800-663-3456
Canada Energy Regulator	1-403-299-2773
Transportation Safety Board	1-819-997-7887
Saskatchewan Ministry of Energy and Resources	1-844-764-3637
Saskatchewan Ministry of Environment	1-800-667-7525
Manitoba Sustainable Development	1-204-944-4888
Manitoba Emergency Measures Organization	1-204-945-5555

Cenovus Energy Inc.
225 6 Ave SW, P.O. Box 766
Calgary, Alberta T2P 0M5
Bus: 403-766-2000
Fax: 403-766-7600

THIS PAGE INTENTIONALLY LEFT BLANK

REVISION HISTORY

This Emergency Response Plan is effective September 13, 2024.

Date of Update Inserted Into
ERP:

Signature:

Plan Holder Name:

Date of Revision	Reason for Revision	Section	Affected Pages
September 13, 2024	<p>Full Core ERP update.</p> <p>Apply any regulatory changes throughout the core, as well as client specific changes to standards and processes.</p> <p>Annual area-specific update: verify all government/ support/ emergency services agencies, updated all area users and transients, map updates.</p>	Foreword	All pages 01-18
		Section 1	TOC, 1-1 to 1-55
		Section 2	2-0 to 2-51
		Section 3	3-0 to 3-6
		Section 4	4-0 to 4-81
		Section 5	5-0 to 5-35
		Section 6	6-0 to 6-97
		Section 7	Pg. 7-9, 7-27, 7-28, 7-34, 7-37
September 13, 2023	<p>Annual update of the ERP.</p> <p>Apply any regulatory changes throughout the core, as well as client specific changes to standards and processes.</p> <p>Annual area-specific update: verify all government/ support/ emergency services agencies, updated all area users and transients, map updates.</p>	Section 8: Area Specific	Various throughout the site sections
		Foreword	Title Page, Pg. 0-1, 0-3, 0-11, 0-14
		Section 1	Pg. 1-11 to 1-12
		Section 4	Pg. 4-11 to 4-14, 4-17 to 4-24, 4-27, 4-35 to 4-37
		Section 5	Pg. 5-3 to 5-10, 5-13, 5-14, 5-17 to 5-22, 5-25 to 5-28
		Section 6	Pg. 6-65 (Form A8)
		Section 7	TOC, Pg. 7-10, 7-43
		Section 8: Area Specific	Various throughout the site sections

October 12, 2022	<p>This Grande Prairie ERP reflects the incorporation of the legacy Husky Grande Prairie ERP areas. Some areas have been sold/divested and therefore no longer in the ERP.</p> <p>Annual area-specific update: verify all government/ support/ emergency services agencies, map updates, convert the entire back-end area specific section to the new Cenovus template.</p>	Section 8: Area Specific	All
April 15, 2022	Annual update of the Corporate ERP. Apply any regulatory changes throughout, as well as client specific changes to standards and processes.	Foreword	Title Page, Pg. 0-1, 0-3, 0-5, 0-15, 0-16
		Section 1	Pg. 1-19, 1-37, 1-41, 1-52, 1-53
		Section 2	Pg. 2-3, 2-6, 2-7, 2-9, 2-11, 2-13, 2-15, 2-17, 2-29, 2-44
		Section 3	Pg. 3-3
		Section 4	Pg. 4-14, 4-17, 4-27, 4-39, 4-51
		Section 5	Pg. 5-3
		Section 6	Pg. 6-1, 6-3, 6-13, 6-15
		Section 7	Pg. 7-10, 7-11, 7-13, 7-14, 7-23, 7-27, 7-28
October 15, 2021	Update to ICS 201 Form. Updated Internal Notification Chart. Annual area-specific update for all sections: verified all government agencies and support/emergency services, map updates, revised EPZ calculations, updated resident information. Removal of Resthaven Site Section.	Section 1	Internal Notification Chart p.1-17 ICS 201 Form p. 1-51 to 1-54
		Section 6	ICS Form 201, p. 6-7 to 6-10
		Section 8	All
April 15, 2021	New ERP manual – based on amalgamation of Cenovus Energy (CVE) / Husky Energy (HSE) merger.	All Core Sections (Foreword, Sections 1 to 7)	All

GRANDE PRAIRIE ERP
DISTRIBUTION LIST

Manual #	Type	Res Info	Title/Agency	Name
Corporate				
93249				
93250				

2 Hard Corporate Manuals

Field				
93251				
93252				
93253				
93254				
93255				
93256				
93257				
93258				
93259				
93260				
93261				
93262				
93263				
93264				
93265				
93266				
93267				
93268				
93269				
93270				
93271				
93272				
93273				
93274				
93275				
93276				
93277				
93278				
93279				
93280				
93281				
93282				
93283				
93284				
93285				
93286				
93287				
93288				
93289				
93290				
93291				
93292				
93293				
93294				
93295				
93296				
93297				

GRANDE PRAIRIE ERP DISTRIBUTION LIST

Manual #	Type	Res Info	Title/Agency	Name
93298				
93299				
93300				
93301				
93302				
93303				
93304				
93305				
93306				
93307				
93308				
93309				
93310				
93311				
93312				
93313				
93314				
93315				
93316				
93317				
93318				
93319				
93320				
93321				
93322				
93323				
93324				
93325				
93326				
93327				
93328				
93329				

74 Hard Field Manuals

5 Digital (USB) Field Manuals

External				
N/A				
93330				
93331				
93332				
93333				
93334				
93335				
93336				
93337				
93338				

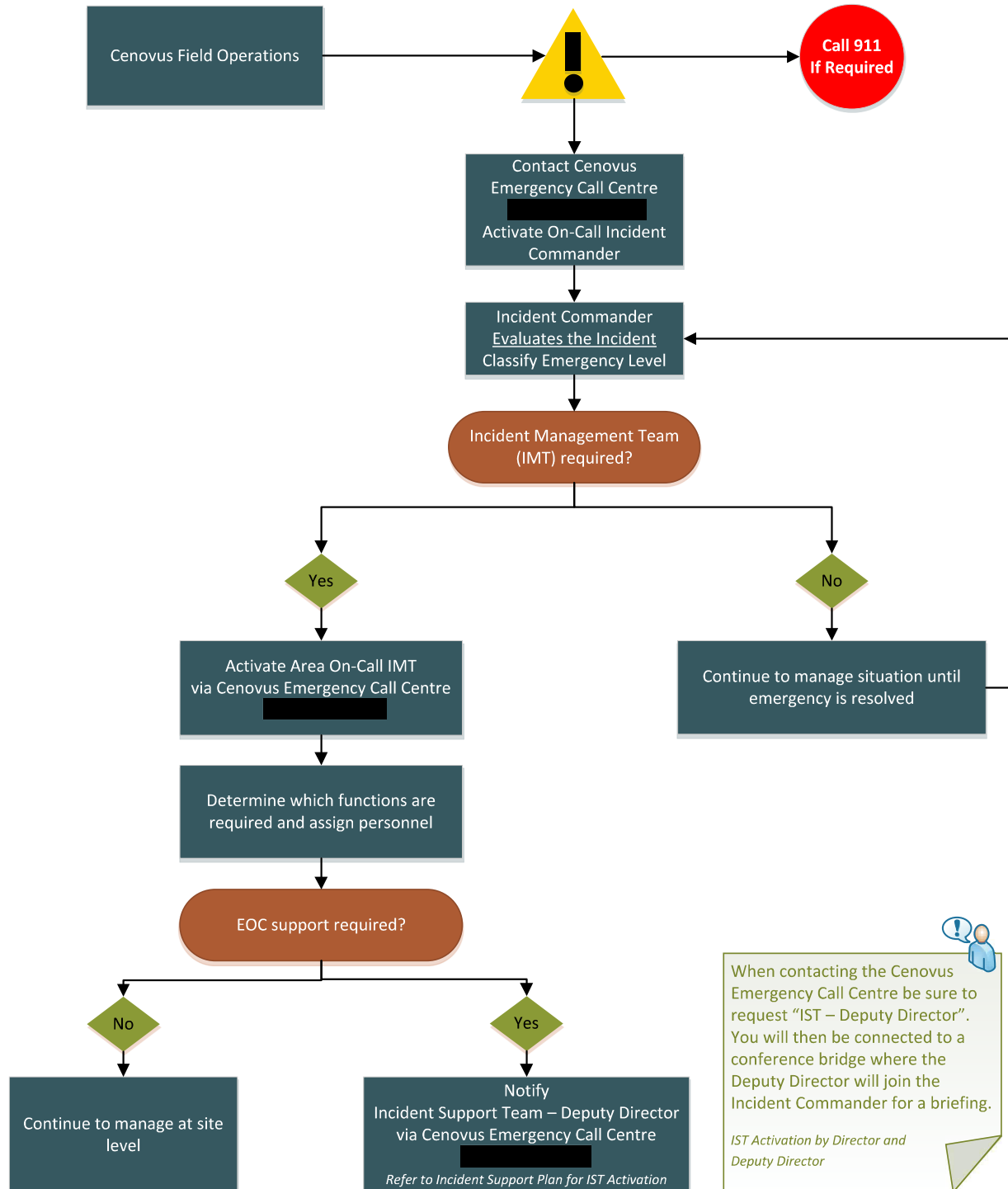
1 Hard External Manual

8 Digital (USB) External Manuals

INTERNAL NOTIFICATION FLOWCHART

Conventional Activation Flowchart

Version 3.0 – April 15, 2021



This page is intentionally left blank

SECTION 8: AREA SPECIFIC INFORMATION

AREA OVERVIEW SUMMARY	8-3
FACILITY SUMMARY	8-3
STARS LANDING SITE LOCATIONS	8-3
SITE ACCESS DIRECTIONS	8-4
OTHER ASSETS OPERATED BY CENOVUS.....	8-6
EMERGENCY RESPONSE EQUIPMENT	8-7
SAFETY EQUIPMENT	8-7
ROADBLOCK KITS.....	8-7
IGNITION KITS.....	8-7
WCSS CONTROL POINTS.....	8-8
PUBLIC PROTECTION CONSIDERATIONS	8-10
ELMWORTH	8-10
RESPONSE FACILITY LOCATIONS	8-11
FIELD INCIDENT COMMAND POST (ICP).....	8-11
CORPORATE EMERGENCY OPERATIONS CENTRE (EOC).....	8-11
GOVERNMENT ROLES.....	8-13
GOVERNMENT CONSULTATION SUMMARY.....	8-13
HEALTH SERVICES AGENCY ROLES	8-15
LOCAL AUTHORITY AGENCY ROLES	8-17
CEPA E2 PLAN REQUIREMENTS IN CENOVUS' EMERGENCY MANAGEMENT PLANS.....	8-21
TELEPHONE DIRECTORY	8-22
SUPPORT SERVICES & CONTRACTORS.....	8-22
CORPORATE PERSONNEL	8-23
IMT CYBER SECURITY INCIDENT RESPONSE	8-23
CENOVUS COMMUNITY & INDIGENOUS AFFAIRS.....	8-23
FIELD PERSONNEL – ELMWORTH.....	8-25
FIELD PERSONNEL – KAKWA / KARR	8-27
FIELD PERSONNEL – WAPITI.....	8-29
AREA OVERVIEW MAP	8-31

AREA SPECIFIC INFORMATION

ELMWORTH

ELMWORTH GAS PLANT

KAKWA

KARR

PUSKWA

WAPITI

WILDFIRE PLAN

ENVIRONMENTAL EMERGENCIES (E2) PLAN

AREA OVERVIEW SUMMARY

This area overview section typically contains general operations information, telephone directory, ICC locations, and an area overview map, etc. It is intended to support the 1-pager site specific (white tabs) which contains all contacts and pertinent information to help carry out an initial response to an emergency.

FACILITY SUMMARY


The Cenovus Grande Prairie Emergency Response Plan contains 6 site sections:

Area Contact	Site Section	Facility	Location	License #			
Senior Field Manager, [REDACTED]	Elmworth	[REDACTED]	[REDACTED]	[REDACTED]			
	Elmworth Gas Plant						
	Puskwa						
	Kakwa						
	[REDACTED]						
[REDACTED]	Karr				[REDACTED]	[REDACTED]	[REDACTED]
Senior Supervisor, [REDACTED]	Wapiti						
[REDACTED]							
[REDACTED]							
[REDACTED]							
[REDACTED]							


STARS LANDING SITE LOCATIONS

Area	STARS Site #	LSD	GPS Coordinates	
			Latitude	Longitude
Elmworth	[REDACTED]	[REDACTED]	[REDACTED]	[REDACTED]
Karr				
Wapiti				

SITE ACCESS DIRECTIONS



SITE ACCESS DIRECTIONS, continued



In the Grande Prairie field Cenovus contract operates outside facilities for various companies (see table below). Cenovus will provide initial response to incidents at these facilities. Typically, these duties would include functions such as roadblocks, evacuation, immediate control and containment (if possible) and notification to the licensee.

[illegible]

EMERGENCY RESPONSE EQUIPMENT

SAFETY EQUIPMENT

All safety equipment is documented and regularly inspected so that equipment is readily available with minimum chance of failure. On-site safety equipment is as follows:

Fire Fighting Equipment	
Each electric drive compressor station has a CO ₂ extinguisher located at the MCC building.	
Field Operators Carry the following equipment	
'80 B:C' fire extinguisher	Safety glasses
First aid kit	Safety boots
Cellular phone	Safety gloves
Two-way radio	Personal 4-way monitor (H ₂ S, LEL, SO ₂ , CO)
Flame-resistant clothing	Emergency Response Plan
Hard hat	3 Blankets
High visibility vest	Flashlight
Candles	Reflective triangles
No. 2 First aid kit (kept in Operators' trucks)	

ROADBLOCK KITS

Roadblock kits are positioned at strategic facilities throughout the field and contain the following equipment:

Equipment	
Some Field Operator's Carry the following roadblock equipment	
Tape warning barricade	Light, flashing/spot with magnetic base
Vest (open weave material with reflexite lime/yellow stripe)	Flashlight
Paddle, stop/slow	Goggles
Flares, red with stand	Rain suit
Binoculars	Compass
Forms (B4 Roadblock Log, B3 Resident Contact Log, A5 Air Monitoring Log)	

If any of the above-mentioned safety equipment is insufficient, Cenovus personnel will contact a local safety company who will be asked to provide additional equipment.

IGNITION KITS

If any of the above mentioned safety equipment is insufficient, Cenovus personnel will contact a local safety company who will be asked to provide additional equipment.

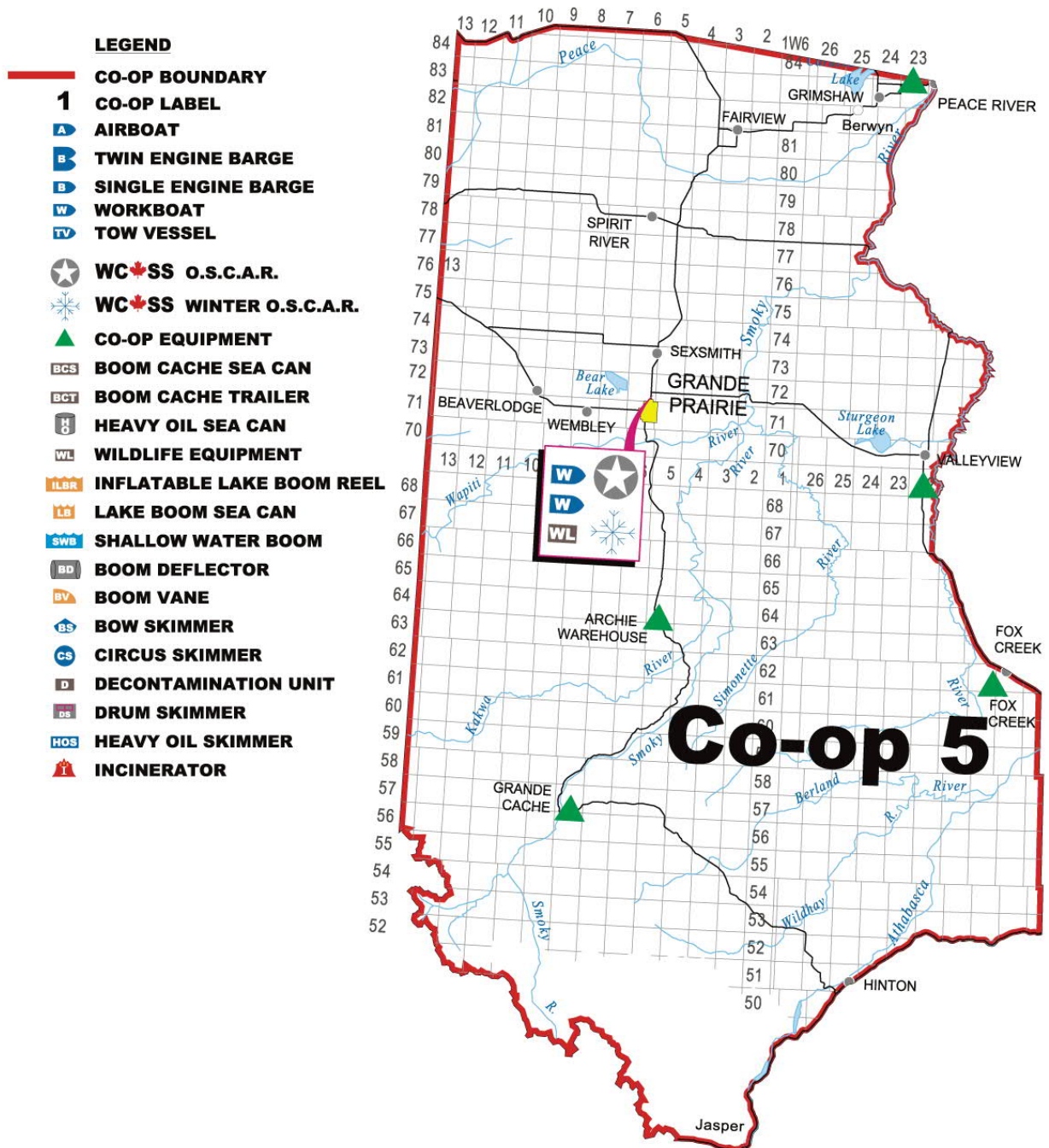
WCSS CONTROL POINTS

The following is a list of WCSS 'critical' control point numbers and locations impacted by the Cenovus Grande Prairie area. Listed control points are pre-determined access points for spill response equipment; however, the best location to deploy equipment will be determined at time of response.

CP#	Location	Watercourse	Km Point	Upstream	Downstream
Elmworth Area 5					
T101		Wapiti River	62.6		T102
T102		Wapiti River	40.1	T101	T502
T136		Beaverlodge River	51.6		T101
		Wapiti Area 5			
T101		Wapiti River	62.6		T102
T102		Wapiti River	40.1	T101	T502
T501		Smoky River	265		T502

Refer to Site Sections for WCSS Contact information and equipment locations.

WCSS Map and Legend



PUBLIC PROTECTION CONSIDERATIONS

ELMWORTH

Horse Lake First Nation

The Horse Lake First Nation is within the Elmworth operating area. Should the Reserve be impacted by a Cenovus incident, the band will be contacted to ensure public safety is maintained.

Band Facility	Contact	Telephone Numbers

RESPONSE FACILITY LOCATIONS

FIELD INCIDENT COMMAND POST (ICP)

Location	Contacts

CORPORATE EMERGENCY OPERATIONS CENTRE (EOC)

Location	Contacts

THIS PAGE INTENTIONALLY LEFT BLANK.

GOVERNMENT ROLES

GOVERNMENT CONSULTATION SUMMARY

Type of Agency	Agency Name	Provided Specific Roles	Agreed to Generic Roles	Unable to Contact	Willing to consider a single REOC	Evacuation outside of the EPZ	Location of EOC	Suggested Reception Centres	Notes
AHS	AHS – Z5 North Shane Hussey	X			Yes, where possible	Require assistance from licensee with coordinating evacuation outside of EPZ.		N/A	
Local Authority	County of Grande Prairie Dan Verdun	X			Yes, where possible	Require assistance from licensee with coordinating evacuation outside of EPZ.		N/A	
Local Authority	M.D. of Greenview Wayne Brown	X			Yes, where possible	Require assistance from licensee with coordinating evacuation outside of EPZ.		N/A	

THIS PAGE INTENTIONALLY LEFT BLANK.

Oil & Gas Industry Emergency Preparedness and Response

Alberta Health Services (AHS) - Environmental Public Health (EPH) roles and responsibilities in public health emergency preparedness and response to the oil and gas industry are outlined below. The provision of services during an emergency depends upon our assessment of legislative responsibilities, impact to services, and business continuity.

EPH will endeavor to:

- Participate with the Licensee in the development of their Emergency Response Plans as it relates to the Environmental Public Health Program's role and responsibility.
- Provide the AHS Zone Single-Point-of-Contact (SPOC) emergency phone number to enable the Licensee to notify and alert the Zone of an emergency. From the initial notification or alert, AHS emergency response will fan out to and coordinate with other AHS programs and facilities as necessary. The 911 EMS services remain independent of the Zone SPOC notification/alert process.
- Participate with stakeholders in preparedness training and exercises associated with a Licensee's simulated activation of an Emergency Response Plan in which EPH has a role and responsibility.
- Participate in public information sessions during the Licensee's Emergency Response Plan development process when appropriate and as resources allow.
- Provide guidance to stakeholders and local municipal authorities in identifying sites suitable for establishing and operating an evacuation centre and/or reception centre, including operational requirements.
- Provide guidance to stakeholders on substances that may affect public health in consultation with the Zone Medical Officer of Health (MOH), including Alberta Health Acute Exposure Health Effects for Hydrogen Sulphide and Sulphur Dioxide information.
- Conduct assessments, inspections and give regulatory direction, when appropriate, to ensure the requirements of provincial legislation and EPH program areas of responsibilities for public health protection and disease prevention are maintained.

Notify the Zone Medical Officer of Health of any incident affecting or potentially affecting other AHS programs or facilities. The Zone MOH will notify and coordinate emergency response in other program areas and facilities as necessary.

Oil and Gas Industry Emergency Preparedness and Response | 2

- Establish EPH emergency management operations, when appropriate, to support regional response efforts and liaise with the Government Emergency Operations Centre, Municipal Emergency Operations Centre and/or Industry Emergency Operations Centre, if needed.
- Assist the Zone Medical Officer of Health, local municipal authority, and Public Information/Communication officers in the development, issuance, and rescinding of public health, public evacuation and shelter-in-place advisories.
- Provide guidance to stakeholders on matters relating to evacuation of the public and/or public facilities, and the re-occupancy of those evacuated areas or facilities.
- Record and respond to health complaints or concerns from the public during and following an incident.
- Participate in stakeholder debriefings as necessary.

24 Hour Emergency Notification

Phone: 1-844-755-1788

Email: edp@ahs.ca

Use the phone number and email for all notifications across Alberta.

Contact us at 1-833-476-4743 or [submit a request online](#) at ahs.ca/eph.

PUB-0055-201711

©2017 Alberta Health Services, Safe Healthy Environments



This work is licensed under a [Creative Commons Attribution-Non-commercial-Share Alike 4.0 International license](https://creativecommons.org/licenses/by-nc-sa/4.0/). You are free to copy, distribute and adapt the work for non-commercial purposes, as long as you attribute the work to Alberta Health Services and abide by the other license terms. If you alter, transform, or build upon this work, you may distribute the resulting work only under the same, similar, or compatible license. The license does not apply to content for which the Alberta Health Services is not the copyright owner.

This material is intended for general information only and is provided on an "as is," "where is" basis. Although reasonable efforts were made to confirm the accuracy of the information, Alberta Health Services does not make any representation or warranty, express, implied or statutory, as to the accuracy, reliability, completeness, applicability or fitness for a particular purpose of such information.

LOCAL AUTHORITY – M.D. OF GREENVIEW

Resources would be provided in support of an upstream emergency on an “as available” basis and in accordance with Local Authority Policy.

Before the Event

- ☐ Work with the upstream operator to effectively prepare for an upstream petroleum industry incident. Provide input to the industrial operator’s site-specific plan to ensure it is compatible with the Municipal Emergency Plan (MEP) where feasible.
- ☐ Participate in industrial operators’ preparatory training and exercises where possible.
- ☐ Train personnel to carry out functions as assigned by MEP or procedures.
- ☐ Maintain 24-hour emergency contact numbers.

Upon the Notification of and during an Event

- ☐ Establish contact with the industrial operator in order to *(the following roles/responsibilities are entirely contingent upon the communication of accurate and timely information from the industrial operator to the MD of Greenview)*:
 - ☐ Obtain additional hazard information.
 - ☐ Determine where roadblocks should be or are established.
 - ☐ Determine the direction of approach to the incident.
 - ☐ Determine if there are any injuries.
 - ☐ Find out what response and public protection actions have been taken by the upstream operation.
 - ☐ The location of the On-site Command Post (OSCP) and any Emergency Operations Centres (EOCs).
- ☐ Activate the MEP, when required.
- ☐ Manage the Local Authority’s emergency response.
- ☐ Activate the Municipal EOC (MEOC), as required.
- ☐ Initiate public protection measures, as necessary.
- ☐ If necessary, declare a State of Local Emergency.
- ☐ When possible work with all other responders to establish a single Regional EOC (REOC).
- ☐ Establish a public information service *on behalf of the MD of Greenview*, including the use of the news media to inform and instruct the public of the emergency and of any protective actions to be taken.
- ☐ Provide timely news releases *on behalf of the MD of Greenview*, if required.
- ☐ *If a State of Local Emergency has been declared*, inform AEMA and the public when the emergency is over.

After the Event

- ☐ Participate in multi-agency debriefings.

Emergency Services (as managed / operated by the Local Authority)

Emergency Services will also, as a general rule, provide resources in support of a petroleum incident, on an “as available” basis.

Before the Event

- ☐ Maintain readiness status for emergency notification.
- ☐ Participate in industrial operators’ exercises where possible.
- ☐ Maintain 24-hour emergency contact numbers.

During the Event

- ☐ Respond to and assess emergency incident to the scope of their abilities.
- ☐ Establish a unified OSCP / ICP (On-site Command Post / Incident Command Post).
- ☐ *As available technology allows*, communicate to MEOC and provide site reps as required.
- ☐ Assist with fire protection where trained personnel are available.
- ☐ Provide emergency medical assistance, as required, *understanding that Alberta Health Services is primarily responsible for ground ambulances in the Peace Country Health region.*
- ☐ Provide timely news releases *with respect to the MD of Greenview*, if required.

After the Event

- ☐ Participate in multi-agency debriefings.

County of Grande Prairie No. 1

Revised May 27, 2024

Contact information:

Name	Title	Office #	Cell #	E-mail

Initial contact person for ERP's for the County of Grande Prairie No. 1 is Trevor Grant Fire Chief.

Responsibilities

The *Emergency Services Act* requires the local authority of each municipality to be responsible for Emergency Response Planning and for the direction and control of their emergency response in their respective jurisdiction (*Local Authority*).

The Local Authority:

- Review the Site specific Emergency Response Plan
- Initiates and manages the local municipal disaster services response
- Dispatches representative(s) to the Emergency Operations Centre, when established and as required
- If required, activates their municipal emergency operations centre and coordinates municipal activities at this centre
- Upon request, may assist with setting up and administration of the Reception Centre.
- Assists with the arrangements of temporary accommodations for residents who have been evacuated
- Assist with the establishing, set up and maintenance of roadblocks as resources and staff training permit
- Ensures that if available, local emergency services and resources are available to the level that they are trained
- Assists with off-site fire protection
- Activates the Emergency Public Warning System (EPWS) to alert public to life threatening hazards as required according to criteria set out by AEMA
- Supports operator in dealing with the emergency situation
- Initiate public protection methods as required
- If necessary, declares a local state of emergency to provide local authorities with special powers (mandatory evacuation, use of or entry into private property, conscription, demolition of private property structures for safety reasons, etc), and
- Establish a public information service, including use of the news media to inform and instruct the public of the emergency as required
- Assist as required with post incident damage assessment

Resources

County of Grande Prairie No. 1

Revised May 27, 2024

- The County has and may provide equipment and manpower in an offsite support role for fire protection and emergency mitigation. No County Fire personnel will work outside of their scope of practice. All County personnel will remain under immediate control and direction of a County Fire Officer or designate. The County Fire Service is manned 24 hours a day from the Clairmont and Dunes Fire Halls. All other stations in the County service area are Paid Response or Volunteer and will be dispatched through 911.
- The County has uniformed Level 1 Peace Officers. The RCMP performs all other policing, evacuation and notification duties. The Peace Officers would be mobilized at the request of the RCMP.
- The County has a large Public Works Department (divided into 3 zones), affiliated equipment and vehicles, and a staff that ranges from 140 in the winter to 240 in the summer. Manpower and equipment may be available to assist with roadblocks and county road closures depending on training and availability.

For all Emergencies Dial 911




CEPA E2 PLAN REQUIREMENTS IN CENOVUS' EMERGENCY MANAGEMENT PLANS

In order to reduce duplication of information through-out Cenovus' Emergency Management plans, the following directory lists where to find the relevant section of information:

CEPA E2 Plan Requirement	Location of Information in the Cenovus Field Emergency Response Plan
On-Site contacts and emergency response duties	Section 2: Roles & Responsibilities – Incident Management Teams (yellow tabs) Section 8: Area Specific Information (blue tab)
Spill Response / WCSS Information Cenovus is a member of the Western Canadian Spill Services (WCSS)	Section 4: Emergency Response Procedures – Spill Response (red tab) Section 8: Area Specific Information (blue tab)
Identification of government agencies potentially affected by an environmental emergency	Section 5: External Agencies Section 8: Area Specific Information (blue tab)
Location of CEPA E2 regulated Substances	Section 8: Area Specific Information (blue tab)
Location Characteristics	Section 8: Area Specific Information (blue tab)
Emergency Equipment	Section 8: Area Specific Information (blue tab)– Area Overview
Public Protection Method	Section 4: Emergency Response Procedures - Public Protection Measures (red tab)
Hazard prevention, preparation, response and recovery	Section 1: Initial Response (blue tab) Section 8: Area Specific Information (blue tab)
Properties and characteristics of substances	Section 8: Area Specific Information (blue tab)
Potential health effects	
Identification of possible emergency expected	Section 1: Initial Response (blue tab) Section 8: Area Specific Information (blue tab)
Identification of measures used to notify the public	Section 2: Roles & Responsibilities – Incident Management Teams (yellow tabs) Section 3: Communication & Media (blue tab) Section 4: Emergency Response Procedures (red tab)
Safety Data Sheets (SDS)	https://www.cenovus.com/contractor/sds.html

TELEPHONE DIRECTORY

SUPPORT SERVICES & CONTRACTORS



Name	Title	Telephone Numbers
Corporate		

Name	Title	Telephone Numbers
------	-------	-------------------

Name	Title	Telephone Numbers
------	-------	-------------------

THIS PAGE INTENTIONALLY LEFT BLANK.

ELMWORTH / GOODFARE ERP Area Grande Prairie



THIS PAGE INTENTIONALLY LEFT BLANK.


KAKWA & KARR ERP Area Grande Prairie

[Redacted Content]	
--------------------	--

THIS PAGE INTENTIONALLY LEFT BLANK.

KEY IMPLEMENTERS LISTING (All updates save to CDMS as well)

Date Updated: September 26, 2024



THIS PAGE INTENTIONALLY LEFT BLANK.

CENOVUS 24 HOUR 1-877-458-8080

FIELD AND CORPORATE CONTACTS

Note: For a detailed contact list, refer to the Key Implementer's List found behind the *Section 8: Area Specific Information (blue) tab*.

OPERATIONS SUMMARY, continued

Highways and Rail

Highways 43, 666 and 722 runs north/south through the Elmworth field.
Highways 671, 722 run east / west through the Elmworth field.
There are no railways impacting the Elmworth field.

Surface Developments

There are a total of 46 surface developments within the Elmworth field. This includes 33 occupied residences, 2 businesses, 4 manned oil & gas facilities, 5 vacant residences, 1 trapper cabin, and 1 school.

SAFETY EQUIPMENT

Safety Equipment (On-Site, Operator, Truck, Roadblock/Ignition Kits)

Refer to the Area Overview section for a list of standard safety equipment.

Notification

Compressor stations that use natural gas driven engines are equipped to be remotely started or stopped from the Elmworth plant, unless shut down is as a result of emergency detection then visual inspection and manual start-up must occur. Fire and Gas Detection Systems monitor them and should detection occur, the unit would be shut in and depressurized immediately. All alarms go via Telecontrol to the Elmworth plant where they are automatically logged. When these compressors are in service, they are visited on a daily basis.

Communications

The primary method of communication will be cellular phone and two-way radio. On-call personnel also carry pagers.
Two Lakes Road is radio controlled, radio frequency: 168.840.

AREA USERS & TRANSIENTS

(Note: all numbers are 24 hours, unless otherwise indicated)

AREA USERS & TRANSIENTS, continued

(Note: all numbers are 24 hours, unless otherwise indicated)

Trappers

ID	Name	Number	ID	Name	Number
----	------	--------	----	------	--------

Guides & Outfitters - Wildlife Management Unit (WMU) # 356, 357

Grazing Leases

* The listed contact name and number is for the local AB Rangeland Agrologist, who may assist in notifying grazing lease holders where their contact information is unavailable.

Forestry Management Units / Agreements

OPERATIONS SUMMARY

Cenovus owns or contract operates numerous facilities in this area including a High Vapour Pressure (HVP) pipeline contract operated by Pembina Pipeline, sweet gas and oil wells and pipelines, compressor stations, batteries and two gas processing plants.

The Elmworth 01-08-70-11 W6M Gas Plant is registered with Environment & Climate Change Canada (ECCC) under the Canadian Environmental Protection Act (CEPA 1999) and has the reportable substances of LNG, condensate, and NGL on-site.

Emergency Planning Zone (EPZ) Information

The expected H2S concentrations for the wells is 12.18% with a maximum EPZ of 50m. There is a calculated EPZ of 750m for the HVP pipeline.

The Elmworth 01-08-70-11 W6M Gas Plant has a storage facility EPZ of 1800m. This facility EPZ is calculated based on the full release of the maximum expected quantity of the substance.

On-Site Storage

Refer to the Elmworth Gas Plant site section for more information on the Environmental Emergencies (E2) regulated substances stored at the 01-08-70-11 W6M Gas Plant.

Closest Urban Centre

The hamlet of Elmworth is within the Elmworth field. The Village of Hythe is located approximately 10 km north of the Elmworth field and has a population of +/- 854.

Hydrology

There are numerous streams and water bodies located within the Elmworth field including Barr Creek, Beaverlodge River, Beavertail Creek, Diamond Dick Creek, Hay Creek, Hume Creek, Iroquois Creek, Lattice Creek, Redwillow River, Smith Creek, Steeprock Creek, Sylvester Creek, Twin Lakes, Unk Lake, Wapati River and Windsor Creek.

GOVERNMENT AGENCIES

(Note: all numbers are 24 hours, unless otherwise indicated)

AER/AEP Energy & Environmental Response Line
24-Hour Response Line (toll-free within Alberta)
Calling from outside of Alberta

* To report an energy or environmental emergency, incident or complaint, call the
Energy and Environmental Emergency 24-Hour Response Line.

County of Grande Prairie No. 1

M.D. of Greenview

Town of Beaverlodge

Alberta Health Services (AHS) - Z5 North

Alberta Emergency Management Agency (AEMA)

Alberta Boilers Safety Association (ABSA)

Alberta Safety Services - Electrical Branch Admin:

AB Env. and Dangerous Goods Emergencies (EDGE)

Alberta Transportation and Economic Corridors

All Regions

Alberta Occupational Health and Safety (OHS)

Workers' Compensation Board (WCB)

CANUTEC

From Cell:
Information:

Emergency Response Assistance Canada (ERAC)

Environment & Climate Change Canada (ECCC)

For environmental emergencies (including E2 incidents),
contact Alberta Energy Regulator/Alberta Environment & Parks

Canadian Nuclear Safety Commission (CNSC)

Duty Officer - Nuclear Incident Reporting

Air Traffic Control

NAV Canada*

Transport Canada**

** If flight information or a NOTAM advisory is required, contact NAV Canada*

*** if a NOTAM is required for airspace closure, contact the Transport Canada Aviation
Operations Centre*

MUTUAL AID

Mutual Aid

EMERGENCY SERVICES

(Note: all numbers are 24 hours, unless otherwise indicated)

SUPPORT SERVICES




(Note: all numbers are 24 hours, unless otherwise indicated)

SUPPORT SERVICES, continued

(Note: all numbers are 24 hours, unless otherwise indicated)

CER Regulated Pipelines

Emergency Contact Information

<p>For Emergencies involving inter-provincial pipelines, the Canada Energy Regulator is the primary management agency – they will be contacted by the Transportation Safety Board.</p> <p>**A pipeline is CER-regulated due to the fact that it crosses a Provincial Border. **</p>		
<p>This must be your first call</p>		
<p>Transportation Safety Board (TSB) – for pipeline incidents</p>	24 Hr Incident Line	819-997-7887
	Facsimile	819-953-7876
	Email	PipelineNotifications@tsb.gc.ca
<p>Call the TSB 24 Hr Incident Line when an incident meets the Immediately Reportable Events (see page 2 for criteria) for all Canada Energy Regulator (CER) regulated pipelines and facilities.</p> <p>Both the phone notification and the input of information into the CER's Online Event Reporting System (OERS): https://apps.cer-rec.gc.ca/ers/home/index are required to occur as soon as possible and no later than three hours of the incident being discovered. For all other events (non-immediate) companies are only required to input the information via the OERS.</p>		
<p>Secondary Calls</p> <p>Contact as needed AFTER contacting the TSB and CER.</p>		
British Columbia Energy Regulator (BCER)	24 Hr	800-663-3456
Alberta Energy Regulator (AER)	24 Hr	800-222-6514
<p>Hazardous occurrences (under Part XVI of the Canada Oil and Gas Occupational Safety and Health Regulations) and incidents requiring medical evacuations are to be reported to the CER immediately.</p>		
<div>    </div>		

CER Definition of an Emergency

CAN /CSA Z246.2-18 defines an emergency as “an event or imminent event, outside of the scope of normal operations that requires prompt coordination of resources to protect people, the environment, and property”.

Emergencies can result from numerous causes including pipeline and equipment failure, human error and natural perils such as tornadoes, hurricanes, floods, or earthquakes and terrorism or other criminal activities. Multi-hazard emergencies such as an earthquake causing pipeline breaks, fires and explosions, which result in injury and further property damage, can also occur.

Companies must consider all probable emergencies and have applicable procedures in place to deal with potential effects and threats to people, property and the environment, as determined through a formal hazard assessment.

CER Definition of an Incident

Section 52 of the Onshore Pipeline Regulations (OPR) requires companies to notify the Board of all incidents relating to the construction, operation, or abandonment of their pipelines. An “incident” is defined in section 1 of the OPR as an occurrence that results in:

1. The death of or serious injury to a person;
2. A significant adverse effect on the environment;
3. An unintended fire or explosion;
4. An unintended or uncontained release of low-vapour pressure (LVP) hydrocarbons in excess of 1.5 m³;
5. An unintended or uncontrolled release of gas or high-vapour pressure (HVP) hydrocarbons;
6. The operation of a pipeline beyond its design limits as determined under CSA Z662 or CSA Z276 or any operating limits imposed by the Board.

Companies are required to report a death or serious injury to a person only where the death or injury is a result of an occurrence that relates to the construction, operation, or abandonment of a “pipeline”. Whether a death or injury is related to the construction, operation, or abandonment of a pipeline will depend on whether the person who was killed or injured was working at the time of the incident and/or whether the work was a cause or contributing factor to the incident. It is important to note that, unlike the Canada Labour Code (CLC), the OPR does not differentiate between different types of “persons”. Therefore, companies must report all deaths or serious injuries to any person that occur relating to pipeline construction, operation, or abandonment regardless of whether or not that person was directly employed by the company.

The definition of “serious injury” in the OPR is not exhaustive and contains multiple injuries that qualify as serious, including “the fracture of a major bone”. The CER uses the following definition of “major bone”: skull, mandible, spine, scapula, pelvis, femur, humerus, fibula, tibia, radius, and ulna.

Immediately Reportable Events

Where regulations require an event to be reported “immediately”, companies must also consider whether the event meets any of the following definitions:

An Incident that Harms People or the Environment:

- A death;
- A serious injury (as defined in the OPR or TSB regulations);
- An unintended or uncontrolled LVP hydrocarbon release in excess of 1.5 m³ that leaves company property or occurs on or off the right of way;
- An unintended or uncontrolled sweet natural gas or hvp release >30,000 m³;
- Any unintended or uncontrolled release of sour natural gas or hydrogen sulfide; and/or
- A significant adverse effect on the environment.

A Rupture:

- an instantaneous release that immediately impacts the operation of a pipeline segment such that the pressure of the segment cannot be maintained.

A Toxic Plume:

- a band of service fluid or other contaminant (e.g. hydrogen sulfide or smoke) resulting from an incident that causes people, including employees, to take protective measures (e.g. muster, shelter-in-place or evacuation).

Where an event meets any of the above definitions, companies are required to notify the TSB Reporting Hotline at (819) 997-7887. Subsequently, the company is required to input the details required by both the TSB (see TSB regulations) and the CER into the OERS. The phone notification and the input of information into OERS are required to occur as soon as possible and no later than three hours of the incident being discovered. The goal of the initial phone notification is to allow the relevant agencies to mobilize a response to an incident, if required. Note that OERS will automatically determine whether the event meets the definition of an “Incident that Harms People or the Environment”, however the company will be responsible for specifically indicating whether the incident meets the definitions of “Rupture” and “Toxic Plume”.

For all other events that do not meet any of the definitions in this section, companies are not required to phone the TSB Reporting Hotline but must report the event as soon as possible and no later than twenty-four hours after the event was discovered.

Multiple Incident Types

It is possible that a single occurrence may result in multiple incident types. If multiple incident types occur as a result of a single occurrence, companies are expected to report those incident types under a single incident report.

Examples of situations where this might be the case include but are not limited to:

- A pipeline rupture (occurrence) where there is a release of gas (incident type) and an explosion (incident type);
- An industrial accident (occurrence) that causes a death (incident type), a serious injury (incident type) and a fire (incident type);
- An operational malfunction (occurrence) that causes an overpressure (incident type) and a release of product (incident type); or
- An operational malfunction (occurrence) that causes several concurrent or immediately consecutive overpressures (incident types).

In cases where an incident has occurred, and a second incident occurs during the response to the initial incident (e.g. a fire occurs during the clean-up of a spill), the second incident is considered distinct and should be reported separately.

The events that are reportable using the online reporting system are:

- Incidents under the National Energy Board Onshore Pipeline Regulations (OPR), National Energy Board Processing Plant Regulations (PPR), and Canada Oil and Gas Drilling and Production Regulations (DPR)/Oil and Gas Drilling Regulations;
- Unauthorized activities under the NEB Act and Pipeline Damage Prevention Regulations - Authorizations (DPR-A);
- Pipeline damage and consent suspensions under the Pipeline Damage Prevention Regulations - Obligations of Pipeline Companies (DPR-O);
- Emergency burning or flaring under the PPR;
- Hazard identification under the PPR;
- Suspension of operations under the PPR;
- Near-misses under the DPR;
- Serious accidents or incidents under the Canada Oil and Gas Geophysical Operations Regulations/Oil and Gas Geophysical Operations Regulations;
- Emergencies or accidents under the Canada Oil and Gas Installation Regulations/Oil and Gas Installation Regulations; and
- Accidents, illnesses, and incidents under the Canada Oil and Gas Diving Regulations/Oil and Gas Diving Regulations.

In the event that OERS is unavailable, companies are directed to report events to the TSB Reporting Hotline at 819-997-7887.

Reporting Timelines

Section 52 of the OPR requires companies to immediately notify the Board of any incident. Section 52 of the OPR also requires the submission of a Preliminary Incident Report (PIR) and a Detailed Incident Report (DIR) “as soon as is practicable”. Generally, companies’ initial notification of an incident will satisfy the PIR requirements. The information required for a DIR must be submitted within 12 weeks of reporting an incident. For complex incidents, companies may request an extension for submission of a DIR.

The CER and the TSB have adopted a single window reporting approach. However, in some areas, the TSB reporting requirements are somewhat different than the CER requirements. For additional details on the TSB reporting requirements, companies should refer to the TSB website (<http://www.bst-tsb.gc.ca/eng/incidents-occurrence/index.asp>).

Transportation Safety Board of Canada
Place du centre, 4th Floor
200 Promenade du Portage
Hull, Quebec K1A 1K8
Facsimile 819-953-7876

Supporting Information

The table below indicates the location of CER supporting documentation in this emergency response plan.

Supporting Information	Found in
CER Distribution	Area Specific Information: Distribution List
Company 24/7 Emergency Number	Binder Cover
Area Map of CER Regulated Facilities	Area Specific Information: Noel/Brassey
TSB Roles & Responsibilities	Section 5: External Agencies Federal Roles Chart
CER Roles & Responsibilities	Section 5: External Agencies Federal Roles Chart
Health and Safety Plan	Please refer to the company’s Health & Safety Plan located at the corporate head office.

Emergency Preparedness & Response Policy

Emergency Management Expectations

An effective emergency management program includes being prepared for emergencies, responding in the event of an emergency and ensuring that operations are able to continue safely and can recover in a timely, efficient manner.

Emergency management is critical to ensuring that people, the environment, the public, the organization’s assets and reputation are protected in the event of an unanticipated hazard event, be it natural, technological or human-induced.

Emergency Management Preparedness

Emergency preparedness is a continuous process of all-hazards planning and coordination in order to effectively minimize the adverse effects and consequences inherent in any emergency incident. Through the use of such tools as exercises, proactive resource management and capability analysis, preparedness is one of the key pillars with which to ensure the adaptation of comprehensive approaches for the company's emergency management strategy. The emergency management process must include the following:

- Hazard Risk and Vulnerability Assessment
- Public Involvement
- Communications Planning
- Situational Awareness
- Crisis Management Plans
- Emergency Response Plans
- Emergency Management Resources
- Competence, Training and Awareness
- Exercises and Drills
- Record Keeping
- Distributions Lists (Internal and External)
- Continuous Improvement

Emergency Response Plans should contain:

- Communication procedures
- Emergency contacts
- Evacuation and Rescue plans
- Equipment locations and supply companies
- Spill response and containment (where required)
- Meet regulatory requirements
- Event classification
- Activation and Stand Down Levels
- Guidelines for medical emergencies
- Defined roles and responsibilities
- Maps and Emergency Planning Zones
- Mutual Aid Understandings (where applicable)

Confidential ERPs will be available at the field Incident Command Post and the Corporate Emergency Response Centre.

Extended Emergencies

In an extended emergency, company responders will develop an Incident Action Plan utilizing forms found within ERP, which may include:

- ICS Form 201 – Incident Briefing
- ICS Form 202 – Incident Objectives
- Form A1 – Initial Emergency Report
- Form A4 – Incident Action Plan (IAP) Checklist

Emergency Response, Continuity and Recovery

In the event of an emergency, each business unit shall determine the level of emergency as per established protocols and respond according to their respective emergency response plans. Response includes the mobilization and ongoing management of resources, people, equipment and assets to manage the effects of an incident; functions inclusive of the Incident Command System (ICS), the company's primary response platform.

Each business unit shall establish, implement and maintain procedures for communicating information related to emergency management, including:

- Communication of plans and procedures to employees, operating partners, contractors, the supply chain, regulators and local communities; and
- Emergency and crisis communications to stakeholders, including emergency responders, regulators, the media, family members and the public.

Emergency Management Monitoring, Assessment and Continuous Improvement

Lessons learned and knowledge generated from monitoring results should be used to develop "improved practices", which are then shared widely. After emergencies or disasters occur, a systematic approach is used to learn lessons from the experience, increase effectiveness and improve emergency management practices and processes.

Manual Updating Procedures and Schedule

The company's Corporate and Site-Specific ERPs are to be updated annually and submitted to the CER on or before April 1st of each year, or when significant changes (either operational or identified from exercises/incidents and resulting debriefs) occur or are identified. If an update occurs outside of the January 1st to April 1st period, a letter must be submitted to the CER indicating that there have been no changes to operations since the ERP was last submitted. ERP updates are performed by a third-party company (H₂Safety), whose expertise in the field provides company personnel with the education, training, and resources to excel in Emergency Response. Approvals for ERP updates will be carried out by the company's Emergency Management Coordinator.

Debriefing

Internal Debriefing

The Incident Commander, in consultation with the Lead Agency and/or other regulatory body, will order "Return to Normal" status.

- All response team members and on-site personnel, including contract personnel and emergency services, will be notified.
- All previous contacts including public, workers, landowners, government and industrial operators must also be notified of the end of the emergency.
- Ensure a media statement is prepared and delivered by Senior Management.
- Debriefing meeting(s) with company personnel (including insurance, legal, and human resources as appropriate) must be conducted.
- Debriefing meeting(s) to review effectiveness of the Emergency Response Plan must be conducted. Feedback and comments as a result of the debrief must be incorporated into the ERP revision and procedures. This feedback should be submitted to the ERP provider.
- Debriefing meeting(s) with residents, landowners, Lead Agency and other government agencies and all other impacted parties may be conducted.
- Document all "Return to Normal" activities.
- Complete response debriefing for all response teams. Submit, in writing, response findings and recommendations to the Incident Commander when applicable, which will be submitted to the overall report writer.

Public Debriefing

When the public has been impacted, company operations should provide the public information as soon after the emergency as possible, to answer any questions or concerns. This should be done by a senior company representative, a trained Media Advisor, or by the Incident Commander.

After an emergency, a number of additional items should be considered:

- Debriefings, as mentioned above.
- Crisis management for company personnel and for other members of the public that may have been significantly affected by the emergency.
- If the emergency is of a level where it has impacted the public, an information center may be established within the community where the emergency occurred to answer any questions posed by the public.
- Establish a means of compensating citizens who may have had out-of-pocket expenses (such as meals and lodging costs) as a result of the emergency.
- Through the media, provide details of the investigation into the incident that are pertinent to the public, as it becomes available.

Health and Safety Plan

The company's extensive Health and Safety program is to be implemented at all times during and after an incident. Training is provided to all company employees and contractors; all information and documentation can be found in the Health and Safety Manual.

Site Specific Control Points and Response

In the event of an incident (reported from an external source and/or confirmed by a drop in pressure), an operator would be sent out to visually confirm the need to shut down operations. Operators have the ability to manually trip the ESDs at the risers on the CER line. The operator would then immediately contact his/her supervisor and the TSB, and then work with internal support and outside agencies to determine a plan of action for resolving the source of the release.

This page is intentionally left blank

CER Pipelines

