



RAINBOW LAKE BC- BIVOUAC FIELD SUPPLEMENT

24-Hour Emergency Number

1-877-458-8080

Regulatory 24-Hour Emergency Numbers

Alberta Energy Regulator/Alberta Environment and Parks Energy & Environmental Response Line	1-800-222-6514 780-422-4505 (outside of AB)
British Columbia Energy Regulator (BCER) Industry Incident Reporting Line	1-800-663-3456
Canada Energy Regulator	1-403-299-2773
Transportation Safety Board	1-819-997-7887
Saskatchewan Ministry of Energy and Resources	1-844-764-3637
Saskatchewan Ministry of Environment	1-800-667-7525
Manitoba Business, Mining, Trade & Job Creation	1-800-223-5215
Manitoba Environment & Climate Change (Spill Reporting)	1-204-944-4888

Cenovus Energy Inc.
225 6 Ave SW, P.O. Box 766
Calgary, Alberta T2P 0M5
Bus: 403-766-2000
Fax: 403-766-7600

Core Development Date: August 15, 2025

Copy Number: 102974

THIS PAGE INTENTIONALLY LEFT BLANK

REVISION HISTORY

This Emergency Response Plan is effective August 15, 2025.

Date of Update Inserted Into
ERP:

Signature:

Plan Holder Name:

Date of Revision	Reason for Revision	Section	Affected Pages
August 15, 2025	Annual update to field supplement. Update corporate / field staff contact information verify all government agencies / support services / emergency service agencies, map updates	Foreword	Cover page, Revision History & Distribution List
		Section 8 Area Specific Information	All
August 15, 2024	Annual update to field supplement. Update corporate / field staff contact information verify all government agencies / support services / emergency service agencies, map updates	Foreword	Cover page, Revision History & Distribution List
		Section 8 Area Specific Information	All
August 16, 2023	Annual area-specific update: update corporate/field staff contact information, verify all government/ support/ emergency services agencies, map updates	Section 8: Area Specific Information	All
August 16, 2022	Annual area-specific update: verify all government/ support/ emergency services agencies, map updates, convert the entire back-end area specific section to the new Cenovus template	Foreword	Pg. 0-3,0-5
		Section 8: Area Specific Information	All

August 16, 2021	Annual area-specific update of the ERP	Foreword	Pg. 0-3,0-5
		3.1	All
		3.2	Pg. 1
		3.3	Pg. 1,2
		3.4	All
		4.1	TOC, Pg. 1,3,10,11
		Bivouac Section	Pg. 4,5,10-14
		CER Section	Pg. 1
		Wildfire Section	All
April 15, 2021	New ERP manual – based on amalgamation of Cenovus Energy (CVE) / Husky Energy (HSE) merger	All Core Sections (Foreword, Sections 1 to 7)	All Core Pages

RAINBOW LAKE BRITISH COLUMBIA ERP

DISTRIBUTION LIST

Manual #	Type	Res Info	Title/Agency	Name
Corporate				
103870	Binder	None		
103871	Binder	None		

2 Hard Copy Corporate Manuals

Field				
103872	Binder	None		
103873	Binder	None		
103874	Binder	None		
103875	Binder	None		
103876	Binder	None		
103877	Binder	None		
103878	Binder	None		
103879	Binder	None		
103880	Binder	None		
103881	Binder	None		
103882	Binder	None		
103883	Binder	None		
103884	Binder	None		
103885	Binder	None		
103886	Binder	None		
103887	Binder	None		
103888	Binder	None		
103889	Binder	None		

18 Hard Copy Field Manuals

External				
102974	Binder	None		
103890	Binder	None		
103891	Digital	None		
103892	Digital	None		
103893	Digital	None		
103894	Digital	None		
103895	Digital	None		
103896	Binder	None		

3 Hard Copy External Manuals

5 Digital External Manuals

THIS PAGE INTENTIONALLY LEFT BLANK

TABLE OF CONTENTS

FOREWORD

 TITLE PAGE

 REVISION HISTORY

 DISTRIBUTION LIST

TABLE OF CONTENTS..... 8-1

AREA OVERVIEW SUMMARY 8-3

FACILITY SUMMARY 8-3

EMERGENCY RESPONSE EQUIPMENT..... 8-3

 SAFETY EQUIPMENT 8-3

 ROADBLOCK KITS..... 8-4

 IGNITION KITS 8-4

RADIO FREQUENCIES 8-5

HAZARD ASSESSMENT 8-6

RESPONSE FACILITY LOCATIONS 8-10

 FIELD INCIDENT COMMAND POST (ICP)..... 8-10

 CORPORATE EMERGENCY OPERATIONS CENTRE..... 8-10

GOVERNMENT ROLES 8-11

 GOVERNMENT CONSULTATION SUMMARY 8-11

 HEALTH SERVICES AGENCY ROLES 8-13

 LOCAL AUTHORITY ROLES..... 8-17

TELEPHONE DIRECTORY 8-25

 SUPPORT SERVICES & CONTRACTORS..... 8-25

 CORPORATE PERSONNEL..... 8-27

 IMT CYBER SECURITY INCIDENT RESPONSE..... 8-27

 CENOVUS COMMUNITY & INDIGENOUS AFFAIRS 8-27

 FIELD PERSONNEL 8-28

AREA SPECIFIC INFORMATION

 BIVOUAC SITE SECTION

 CER INFORMATION

WILDFIRE RESPONSE & EVACUATION PLAN

THIS PAGE INTENTIONALLY LEFT BLANK

AREA OVERVIEW

AREA OVERVIEW SUMMARY

This area overview section typically contains general operations information, telephone directory, ICP locations, and an area overview map, etc. It is intended to support the 1-pager site specific (white tabs) which contains all contacts and pertinent information to help carry out an initial response to an emergency.

FACILITY SUMMARY

This Rainbow Lake BC Emergency Response Plan contains 1 site section:

Area Contacts	Site Section	Facility	Location
Coordinator, Field Operations - [REDACTED]	Bivouac	[REDACTED]	[REDACTED]

EMERGENCY RESPONSE EQUIPMENT

SAFETY EQUIPMENT

All safety equipment is documented and regularly inspected so that equipment is readily available with minimum chance of failure. On-site safety equipment is as follows:

Field Operator's carry the following equipment	
30 lb. fire extinguisher	Safety glasses
First aid kit	Safety boots
Cellular phone	Safety gloves
Two-way radio	Personal 4-way monitor (H ₂ S, LEL, SO ₂ , CO)
Flame-resistant clothing	Emergency Response Quick Reference Guide
Hard hat	Blackline work alone device
Eyewash kit	Shovel
Axe	Vehicle Recovery Kit

If any of the above-mentioned safety equipment is insufficient, please contact your supervisor.

ROADBLOCK KITS

Roadblock kits can be found at the designated Field areas as indicated in this plan. Roadblock kits may contain the following equipment:

Equipment	
High visibility vest	Radio (where applicable)
Stop sign with reflective tape	Flashlight, extra batteries
Emergency Rescue Blanket	Reflector
Copy of roadblock roles and responsibilities	Yellow flashing light
Copies of roadblock forms	Caution tape
Flares	Binoculars

If any of the roadblock equipment is insufficient, please reach out to your local safety advisor.

IGNITION KITS

Approved ignition equipment can be found in the Warehouse. In addition, refer to the applicable site section information (11x17 one-pager) for a listing of Safety Companies, if required.

RADIO FREQUENCIES

Channel	TX Frequency	RX Frequency	Tone	Description	Usage Information
For use by Plant Operations Staff including Maintenance Personnel					

HAZARD ASSESSMENT

Detection of a problem in the pipeline, well or facility may come via:

- 1) Activation of the ESD valves, an alarm in the Plant Control Room and subsequent notification of the field personnel
- 2) Routine inspection of the pipeline right of way
- 3) Notification from outside of the company (member of the public, AER, etc.)
- 4) Operating personnel during their daily rounds
- 5) SCADA Alarms
- 6) Telephone call to the 24-hour Emergency Number

This hazard assessment has been designed to address multiple hazards. Categories include:

- Explosion / Fire
- Toxic Gas Release (H₂S, SO₂)
- Sweet Gas release
- Hydrocarbon / Chemical / Saltwater Spill

Each site-specific section (White Tab) identifies the hazards applicable to that area.

Each plan holder should conduct regular hazard assessments for their area, identifying any risks to People, the Environment and Property.

Emergency Planning Zone (EPZ) calculations and resulting EPZs are detailed in each of the field specific sections. The initial response to an incident would encompass the entire EPZ associated with that section of pipeline or an individual well. After the Incident Commander has determined the exact location of the problem and mobile air monitoring has commenced, the size of the Emergency Hazard Area can be determined. The EPZ shall be used as the Emergency Hazard Area (EHA) for the purposes of shelter and evacuation.

NOTE: Specific terrain, wind conditions and other factors may influence the size of the EPZ and should be considered during an emergency.

HAZARD ASSESSMENT, continued

Preamble

The objective of the hazard assessment process is to identify, assess and quantify the consequential emergency events which may result from specific Cenovus Energy oil and gas activities.

Under the guise of best practice in the field of emergency management and with consideration of CSA Z246.2-14 Emergency preparedness and response for petroleum and natural gas industry systems, this hazard assessment process will permit Cenovus to deliver an effective and timely response protocol for each identified consequential emergency event. It will permit Cenovus to effectively define and implement emergency response protocol in order to protect the public, the environment and assets.


Furthermore, the establishment of a hazard assessment protocol will permit Cenovus to identify future mitigation measures which could address the potential reduction and minimization of any identified oil and gas activity hazard.

The hazard assessment process utilized by Cenovus is applied directly against the most realistic adverse emergency events which can occur from the organization's oil and gas activities. These events are recognized from an industry perspective, as an unexpected or unplanned entry of any oil and gas related substances into the environment. This is referred to as a loss of process or storage containment (LOPSC) incident and can be classified as the following four events:

1. Hazardous Materials Spill
2. Hazardous Materials Vapour Release
3. Fire
4. Explosion

Protocol

The following represents the methodology of Cenovus' public safety hazard assessment process:



HAZARD ASSESSMENT, continued

Application

Identification

Identify all relevant oil and gas substances currently under process/ storage containment within a defined area.

Analysis

Apply all identified substances against their ability to spill, release to atmosphere, ignite, or explode should containment be lost or breached i.e. if an identified substance were to lose process/storage containment, would it result in a spill incident? Would it result in a hazmat vapour release incident? Would it result in a fire incident? Would it result in an explosion incident?

Note: There are situations when multiple incidents involving a LOPSC event could occur. For example, a gasoline storage tank losing containment could result in an immediate spill incident. The resulting vapour or liquid from the same spill, if introduced to an ignition source, could mean a fire or explosion event also being experienced.

Interpretation

Identify the realistic worst-case scenario resulting from an LOPSC incident which could directly or indirectly impact public safety.

With substances involving an assigned Emergency Planning Zone (EPZ), i.e. H₂S, the realistic-worst case scenario would be reflected in the actual technical calculation of the substance being released.

Note: Direct or indirect public safety impacts involve any and all instances where a population could be threatened by:

1. Proximity to an explosion
2. Proximity to a fire
3. Proximity to a hazardous release
4. Proximity to a hazardous spill

Public Safety Interface Identification

Identify locations where a threat to public safety may occur. Considerations must be given to residences, highways, business/ industry, trapper claims, first nation traditional lands, water crossings, campgrounds, schools, public facilities, recreation areas, etc.

HAZARD ASSESSMENT, continued

Apply Appropriate Public Safety Measure or Protocol

For each identified public safety concern, identify the appropriate emergency response protocol to ensure the immediate delivery of the appropriate public protection measure(s).

The following public protection measures and considerations are detailed within our Emergency Response Plan:

1. Emergency communications to affected public
Note: When this mechanism is selected for an incident, it is required to:
 - (a) provide how the area will be communicated with in an emergency incident
 - (b) ability to confirm communication is made to affected area, and
 - (c) provide recommendations for how an area can move to safety quickly
2. Roadblock/ Rover Teams
3. Shelter-in-Place/ Evacuation protocols
4. Air-Monitoring
5. Other¹

****Please Note - Detailed public protection procedures are located within Section 4 of this Emergency Response Plan.***

Future Mitigation Classification

Classify any and all natural events which could cause an identified process or storage containment to result in a LOPSC incident (i.e. forest fire, extreme cold, earthquake, flood)

Classify any and all technological events which could cause an identified process or storage containment to result in a LOPSC incident (i.e. power failure, mechanical failure, pipeline corrosion)

Classify any and all human-induced events which could cause an identified process or storage containment to result in a LOPSC incident (ie. sabotage, equipment strike)

¹ Other may refer to an external response organization such as a third party or a municipal first response agency, such as police or fire, who can offer assistance to the adverse event.

RESPONSE FACILITY LOCATIONS

FIELD INCIDENT COMMAND POST (ICP)

Location	Contacts
[Redacted]	

CORPORATE EMERGENCY OPERATIONS CENTRE

Location	Contacts
[Redacted]	

GOVERNMENT ROLES

GOVERNMENT CONSULTATION SUMMARY

Type of Agency	Agency Name	Provided Specific Roles	Unable to Contact	Willing to consider a single REOC	Evacuation outside of the EPZ	Location of EOC	Suggested Reception Centres	Notes
Health Authority	Northern Health Authority	✓		N/A	N/A			
Government	Emergency Mgmt. Climate Readiness (EMCR)	✓		No	N/A			
Local Authority	Northern Rockies Regional Municipality	✓		Yes, where possible	Require assistance from the licensee with coordinating evacuation outside of the EPZ			
Transportation Authority	Ministry of Transportation & Transit	✓		Yes, where possible	N/A			
Procurement	Public Services & Procurement Canada (PSPC)	✓		N/A	N/A			

THIS PAGE INTENTIONALLY LEFT BLANK

Emergency Response Roles & Responsibilities

Health Emergency Management BC, North (HEMBC)

HEMBC is a program under the Provincial Health Services Authority (PHSA). HEMBC provides the expertise, education, tools, and support specifically for the BC Health Sector to effectively mitigate, prepare for, respond to, and recover from the impacts of emergency events; ensuring the continuity of health services. There is a HEMBC team in each BC health authority. HEMBC-North deals specifically with Northern Health.

Roles and responsibilities:

- Maintain a 24-hour emergency/on call contact number for notification and activation of the health system in Northern BC (appendix I)
- Notify/activate the appropriate Northern Health programs (i.e. Public Health, Acute Care, etc.) based on the nature of the incident/emergency event.

Northern Health (NH)

Northern Health is the regional health authority responsible for providing health services to 300,000 people over an area of 600,000 square kilometers in the province of British Columbia. Services include:

- Acute (hospital) Care
- Public Health (Protection, Preventive and Population Health services)
- Mental Health and Addictions
- Home and Community Care

In the event of a major emergency/disaster, Northern Health will provide health care services within its capacity, and will activate its emergency response management plan(s).

NH Roles & responsibilities - PREPAREDNESS (PRE-EVENT):

- Participate with industry, local authority and other partners in the development of their Emergency Response Plans as it relates to health authority roles and responsibilities:
- Participate in stakeholder training and exercises associated with activation of an Emergency Response Plan, in which Northern Health or HEMBC have a role and responsibility (as resources allow);

NH Roles & responsibilities - RESPONSE:

- Activate internal health emergency management plans related to ongoing provision of services (listed above);
- Provide acute care and emergency services at existing Northern Health hospitals/health centres;
- Work with BC Emergency Health Services (Ambulance) and the BC Patient Transfer Network to transport patients to the appropriate levels of care;
- Apply and enforce the Public Health Act, and associated regulations;
- Provide advice/information to the stakeholders on the existing or potential public health effects of an incident (including drinking water safety, air quality, environmental contaminants, communicable disease prevention, re-occupancy of evacuated areas, etc.);
- Provide advice/information on the best methods for monitoring health effects from an incident.
- Assist in development of (joint) messaging for public information on emergency incidents;
- Provide guidance to stakeholders and local authorities on public health considerations in operating reception and evacuation centres, and group lodging facilities

NOTE: British Columbia Emergency Health Services (BCEHS - Ambulance) remains independent of Northern Health. If an ambulance is required please contact BCEHS via 911 (or the local contact number, if 911 is not available in your area).

Appendix I

NH/HEMBC- Contact information

1. For Emergency events that require immediate connection with Northern Health please call :

- [REDACTED]
 - HEMBC will notify/activate the appropriate Northern Health programs (i.e. Public Health, Acute Care, etc.) based on the nature of the event/emergency. Please include this number in industry ERPS, for the use of permit holders in contacting Northern Health on an emergency basis.
 - **Please do NOT** include this number on Public Awareness Pamphlets for individual projects; the EMBC/Oil and Gas Commission's emergency number(s) is more appropriate, and the HEMBC 24/7 number is on record with those agencies.

2. For non-urgent requests related to Emergency Response Plans, or emergency exercise planning/information, contact [REDACTED] at:

- [REDACTED]
- [REDACTED]

3. For Environmental assessment inquires and general government consultation questions pertaining to health please email the NH Office of Health and Resource Development at:

- resource.development@northernhealth.ca

THIS PAGE INTENTIONALLY LEFT BLANK

BC Ministry of Emergency Management and Climate Readiness (EMCR)

Emergency Response Roles & Responsibilities

Before An Emergency

- Assist the BCER with planning initiatives regarding upstream petroleum industry emergency response as requested by the BCER
- EMCR Northeast Region receives Industry Facility Emergency Response Plans.
- Participate in selected licensee ERP exercises when requested as time permits.
- Maintain a 24 hour 800 telephone contact where petroleum industry spill incidents can be reported.
- Maintain 24 hour emergency contact numbers for local governments and provincial emergency responders.

During an Emergency

- ECC Victoria will notify the BCER on call Emergency Response Officer and initiate British Columbia's notification of government agencies including MOF, MOE, MOT, Health Unit, WorkSafe BC, affected municipalities and all other level of government and industry, depending on the level of "coding" (notification Code: 1,2,3 is determined by the Lead Agency MOE or BCER); depending on the code level Standard Operating Procedures (SOP's) in ECC will determine who is notified).
- Provide representatives to help coordinate provincial response as required.

After an Emergency

- As requested by BCER.

THIS PAGE INTENTIONALLY LEFT BLANK

LOCAL AUTHORITY – NORTHERN ROCKIES REGIONAL MUNICIPALITY

Resources would be provided in support of an upstream emergency on an “as available” basis and in accordance with Local Authority Policy.

Before the Event

- Work with the upstream operator to effectively prepare for an upstream petroleum industry incident. Provide input to the industrial operator’s site-specific plan to ensure it is compatible with the Municipal Emergency Plan (MEP) where feasible.
- Participate in industrial operators’ preparatory training and exercises where possible.
- Train personnel to carry out functions as assigned by MEP or procedures.
- Maintain 24-hour emergency contact numbers.

Upon the Notification of and during an Event

- Respond to and assess the emergency incident only in the Northern Rockies Regional Municipality fire protection area for fires.
- Response to rescue & hazard incidents anywhere within the municipality, where feasible.
- Establish contact with the industrial operator in order to:
 - Obtain additional hazard information.
 - Determine where roadblocks should be or are established.
 - Determine the direction of approach to the incident.
 - Determine if there are any injuries.
 - Find out what response and public protection actions have been taken by the upstream operation.
 - The location of the On-site Command Post (OSCP) and any Emergency Operations Centres (EOCs).
- Activate the MEP, when required.
- Manage the Local Authority’s emergency response.
- Activate the Municipal EOC (MEOC), as required.
- If necessary, declare a State of Local Emergency.
- Establish a public information service, including the use of the news media to inform and instruct the public of the emergency and of any protective actions to be taken.
- Inform EMBC and the public when the emergency is over.

After the Event

- Complete a “lessons learned” process based on the scope of involvement and provide any feedback to the industrial operator.
- Participate in multi-agency debriefings.

Emergency Services (as managed / operated by the Local Authority)

Emergency Services will also, as a general rule, provide resources in support of a petroleum incident, on an “as available” basis.

Before the Event

- Maintain readiness status for emergency notification.
- Participate in industrial operators’ exercises where possible.
- Maintain 24-hour emergency contact numbers.

During the Event

- Respond to and assess emergency incident to the scope of their abilities.
- Establish a unified OSCP / ICP (On-site Command Post / Incident Command Post).
- Communicate to MEOC and provide site reps as required.
- Assist with fire protection where trained personnel are available.
- Provide emergency medical assistance, as required.
- Coordinate news releases with the licensee, if required.

After the Event

- Complete a “lessons learned” process based on the scope of involvement and provide any feedback to the industrial operator.
- Participate in multi-agency debriefings.

Ministry of Transportation & Transit – Roles & Responsibilities

Before the Incident

- Maintain a 24 hour emergency contact number where resources can be accessed for a response related to Emergency Response Plans.
- In the event of an emergency, the Highway Department's Operations, Maintenance and Reconstruction team plays an important role to ensure the public is safe and transportation routes are available for accessing emergency services.
- Ministry of Transportation and Transit oversees provincial highways identified as emergency response routes - a network of pre-identified routes that can best move emergency services and supplies to where they are needed in response to a major disaster.
- Disaster Response Routes (DRRs) are a critical part of the overall emergency transportation system.
- Responsible for the construction, maintenance and operation of public roads.

During the Incident

Before, during and after an emergency the Ministry of Transportation & Transit (MoTT) could be called upon to provide expertise, technical advice and/or policy direction regarding:

- Highway construction and maintenance
- Safety and protection of provincial road and bridge infrastructure
- Transportation planning and policy

MoTT can:

- Authorize the closure of provincial transportation routes, including highways and inland ferries, where the safety of the public is at risk.
- Assist in public notification through the DriveBC website, as well as posting advisories on overhead message boards along designated routes.
- Coordinate and arrange for transportation, engineering and construction resources.
- Rebuild and restore provincial highways that are impacted by an emergency.

After the Incident

- Work with appropriate local and federal entities to facilitate the restoration of roadways and utilities.

THIS PAGE INTENTIONALLY LEFT BLANK

Public Services and Procurement Canada (PSPC) – Roles & Responsibilities

The Roles & Responsibilities listed below for Public Services and Procurement Canada (PSPC) are only in relation to the Alaska Highway (97) in British Columbia, north of mile 83.5 (km 133) to the border of British Columbia and Yukon Territories at km 968.

Before the Incident

In conjunction with the BC Ministry of Transportation & Infrastructure (MOTI) and the provincial maintenance contractor, PSPC may:

- Maintain a 24 hour emergency contact number where Highway closure and communication resources can be accessed for a response related to Emergency Response Plans
- Hold responsibility for the acquisition of contracts for the maintenance and operation of the Alaska Highway.

During the Incident

In conjunction with the BC Ministry of Transportation & Infrastructure (MOTI), PSPC, and the provincial and federal maintenance contractors may be called upon to:


- Provide expertise, technical advice and/or policy direction regarding:
 - Highway construction and maintenance
 - Safety and protection of provincial and federal road and bridge infrastructure
 - Transportation planning and policy
- Play an important role to ensure the public is safe and transportation routes are available for accessing emergency services.
- Assist in the coordination of roadblock locations along the highway.
- Authorize closure of the Alaska Highway where the safety of the public is at risk.
- Assist in public notification of an emergency through the MOTI's DriveBC website, as well as posting advisories on overhead message boards along designated routes.
- Coordinate and arrange for transportation, engineering and construction resources.
- Handle inter-departmental communication as needed during energy resources industry emergencies.
- Maintain ability to process calls for new emergencies.
- Provide information on the impacts to transportation routes.
- Provide response support if dangerous goods are released.

After the Incident


- Work with appropriate local and federal entities to facilitate the restoration and re-opening of the Alaska Highway.
- Complete a "lessons learned" process based on the scope of involvement and provide any feedback to the industrial operator.
- Provide a summary of transportation impacts during the post incident review process.
- Participate in multi-agency debriefings.

THIS PAGE INTENTIONALLY LEFT BLANK

TELEPHONE DIRECTORY



SUPPORT SERVICES & CONTRACTORS, continued



CORPORATE PERSONNEL

Corporate
[Redacted Content]

IMT CYBER SECURITY INCIDENT RESPONSE


Name	Title	Telephone Numbers
[Redacted Content]		

CENOVUS COMMUNITY & INDIGENOUS AFFAIRS

Name	Title	Telephone Numbers
[Redacted Content]		


FIELD PHONE LIST
CENOVUS RAINBOW LAKE

Last Updated: August 11, 2025



CENOVUS 24 HOUR 1-877-458-8080

FIELD AND CORPORATE CONTACTS



Note: For a detailed contact list, refer to the Corporate and Field Personnel Phone Lists found within Section 8: Area Specific Information (blue) tab.

OPERATIONS SUMMARY


Cenovus is the owner and operator of sweet gas and condensate producing wells and associated facilities in the Bivouac field. Production from the Bivouac field wells flows through a gathering system of 3", 4", 6", 8" and 10" steel lines and one Fiber spare line. All lines flow to the British Columbia satellite at surface location B-99-H/94-I-08 (BC Sat) for compression and sent through two 6" inter-provincial pipelines to the Alberta/British Columbia Satellite 06-05-109-12 W6M (AB/BC Sat, Fire Creek) for final compression and refrigeration process. The inter-provincial pipeline is regulated by the Canada Energy Regulator (CER). Further information and specifications for this Pipeline can be obtained from the Pipelines Operations Maintenance Manual (POMM). From the gas plant, 06-05-109-12W6, sales gas is directed to TCPL Timber Wolf Meter Station. [Redacted] The liquids production continues to the 06-12-109-11 W6M facility and then on to the Cenovus Rainbow lake Gas Plant at 10-10-110-08 W6M The produced water is trucked out from both Bivouac sites.

Emergency Planning Zone (EPZ) Information

The expected H₂S concentrations for the wells and pipelines is 0.5% with a maximum EPZ of 1.36 km.

OPERATIONS SUMMARY, continued

On-Site Storage



Closest Urban Centre

The Town of Rainbow Lake is approximately 32 km from the Bivouac EPZ and has a population of +/- 495.

Hydrology

There are numerous streams and water bodies located within the Bivouac field, including Hay River, Fire Creek, Klichu Creek, Little Buffalo River, and Timberwolf Creek.

Surface Developments

There are no surface developments located within the Bivouac EPZ; however, there are other public safety interfaces and geographical vulnerabilities as related to a pipeline release resulting in explosion and/or fire. These include the following:


Type	Number Identified
Petroleum Manned Operations	None
Trapper cabins and trap lines	Numerous trapper lines – no cabins
Public Camps	None
Protected Areas	2
Roadways	Numerous
Small rivers & creeks	Numerous

SAFETY EQUIPMENT

Safety Equipment (On-Site, Operator, Truck, Roadblock/Ignition Kits)

Refer to the Area Overview section for a list of standard safety equipment.

Notification




Communications

The primary method of communication will be cellular phone. Trucks are equipped with two-way radios.

AREA USERS & TRANSIENTS

(Note: all numbers are 24 hours, unless otherwise indicated)



BIVOUCAC

cenovus ENERGY

GOVERNMENT AGENCIES

(Note: all numbers are 24 hours, unless otherwise indicated)

BC Emergency Management & Climate Readiness (EMCR) /
BC Energy Regulator (BCER)
Incident Reporting Line

** In the event of an emergency, EMCR will notify the BCER, Ministry of Climate Change Strategy, Ministry of Forests, Ministry of Water, Land Stewardship, Northern Health Authority and any affected municipalities.*

Northern Rockies Regional Municipality

Northern Health Authority (NHA)

WorkSafe BC

Admin:

Technical Safety BC (TSBC)

BC Ministry of Transportation & Transit

Public Services & Procurement Canada (PSPC)

BC Ministry of Environment - Peace Region

BC Ministry of Forests

Forest Fire Reporting

Fort Nelson District

Admin:

CANUTEC

Information:

Environment & Climate Change Canada (ECCC)

For environmental emergencies (including E2 incidents),
contact BC Provincial Emergency Program

Canadian Nuclear Safety Commission (CNSC)

Duty Officer - Nuclear Incident Reporting

Air Traffic Control

NAV Canada*

Transport Canada**

** If flight information or a NOTAM advisory is required, contact NAV Canada*

*** if a NOTAM is required for airspace closure, contact the Transport Canada Aviation Operations Centre*

EMERGENCY SERVICES

(Note: all numbers are 24 hours, unless otherwise indicated)

Emergency Services (Fire, Police, Ambulance) 911
Provincial Dispatch (air ambulance) 800-661-3822
STARS Air Ambulance 888-888-4567
From Cell: #4567

Hospitals

Fort Nelson General Hospital 250-774-8100

Northwest Health Centre - High Level 780-841-3200

Rainbow Lake Health Centre (not 24 hours) 780-956-3646

BC Drug & Poison Control Centre (BC DPIC) 800-567-8911

604-682-5050

BC One Call 800-474-6886

www.bc1c.ca

Reception Centres

Rainbow Lake Rec Plex 780-956-3778


1 ATCO Road, Rainbow Lake, AB

High Level Arena 780-926-2201

10101 105 Avenue, High Level, AB


SUPPORT SERVICES

(Note: all numbers are 24 hours, unless otherwise indicated)



Rainbow Lake AB / BC CER Regulated Pipelines

Emergency Contact Information

<p>For Emergencies involving inter-provincial pipelines, the Canada Energy Regulator is the primary management agency – they will be contacted by the Transportation Safety Board.</p> <p>**A pipeline is CER-regulated due to the fact that it crosses a provincial or federal border. **</p>		
<p>This must be your first call</p>		
<p>Transportation Safety Board (TSB) – for pipeline incidents</p>	<p>24 Hr Incident Line</p>	<p>819-997-7887</p>
	<p>Facsimile</p>	<p>819-953-7876</p>
	<p>Email</p>	<p>PipelineNotifications@tsb.gc.ca</p>
<p>Call the TSB 24 Hr Incident Line when an incident meets the Immediately Reportable Events (see page 2 for criteria) for all Canada Energy Regulator (CER) regulated pipelines and facilities.</p> <p>Both the phone notification and the input of information into the CER’s Online Event Reporting System (OERS): https://apps.cer-rec.gc.ca/ers/home/index are required to occur as soon as possible and no later than three hours of the incident being discovered. For all other events (non-immediate) companies are only required to input the information via the OERS.</p>		
<p>Secondary Calls</p>		
<p>Contact as needed AFTER contacting the TSB and CER.</p>		
<p>Aberta Energy Regulator (AER)</p>	<p>24 Hr</p>	<p>800-222-6514</p>
<p>BC Energy Regulator (BCER)</p>	<p>24 Hr</p>	<p>800-663-3456</p>
<p>Hazardous occurrences (under Part XVI of the Canada Oil and Gas Occupational Safety and Health Regulations) and incidents requiring medical evacuations are to be reported to the CER immediately.</p>		
	<p>Canada Energy Regulator</p>	<p>Régie de l’énergie du Canada</p>

Definition of an Emergency

CAN /CSA Z246.2-18 defines an emergency as “an event or imminent event, outside of the scope of normal operations that requires prompt coordination of resources to protect people, the environment, and property”.

Emergencies can result from numerous causes including pipeline and equipment failure, human error and natural perils such as tornadoes, hurricanes, floods, or earthquakes and terrorism or other criminal activities. Multi-hazard emergencies such as an earthquake causing pipeline breaks, fires and explosions, which result in injury and further property damage, can also occur.

Companies must consider all probable emergencies and have applicable procedures in place to deal with potential effects and threats to people, property and the environment, as determined through a formal hazard assessment.

CER Immediately Reportable Events (Significant Incident)

Section 52 of the Onshore Pipeline Regulations (OPR) requires companies to notify the CER of all incidents relating to the construction, operation, or abandonment of their pipelines.

A significant incident is an acute event that results in:

1. death;
2. missing person (as reportable pursuant to the *Canada Oil and Gas Drilling and Production Regulations (DPR)* under the *Canada Oil and Gas Operations Act (COGOA)* or the *Oil and Gas Operations Act (OGOA)*);
3. a serious injury (as defined in the OPR or TSB regulations);
4. a fire or explosion that causes a pipeline or facility to be inoperative;
5. a LVP hydrocarbon release in excess of 1.5m³ that leaves company property or the right of way;
6. a rupture; or
7. a toxic plume as defined in CSA Z662.

Note: A “rupture” is an instantaneous release that immediately impairs the operation of a pipeline segment such that the pressure of the segment cannot be maintained.

Companies are required to report a death or serious injury to a person only where the death or injury is a result of an occurrence that relates to the construction, operation, or abandonment of a “pipeline”. Whether a death or injury is related to the construction, operation, or abandonment of a pipeline will depend on whether the person who was killed or injured was working at the time of the incident and/or whether the work was a cause or contributing factor to the incident. It is important to note that, unlike the Canada Labour Code (CLC), the OPR does not differentiate between different types of “persons”. Therefore, companies must report all deaths or serious injuries to any person that occur relating to pipeline construction, operation, or abandonment regardless of whether or not that person was directly employed by the company.

The definition of “serious injury” in the OPR is not exhaustive and contains multiple injuries that qualify as serious, including “the fracture of a major bone”. The CER uses the following definition of “major bone”: skull, mandible, spine, scapula, pelvis, femur, humerus, fibula, tibia, radius, and ulna.

TSB Immediately Reportable Events

Call the TSB as soon as possible after discovery of any of the following occurrences:

An occurrence that results in;

- a death;
- a serious injury (as defined in the OPR or TSB regulations);
- an unintended or uncontrolled LVP hydrocarbon release in excess of 1.5 m³ that leaves company property or occurs on or off the right of way;
- an unintended or uncontrolled sweet natural gas or HVP release >30,000 m³;

- any unintended or uncontrolled release of sour natural gas or hydrogen sulfide;
- a significant adverse effect on the environment (a release of any chemical or physical substance at a concentration or volume sufficient to cause an irreversible, long-term, or continuous change to the ambient environment in a manner that causes harm to human life, wildlife, or vegetation)
- a fire, ignition, or explosion that poses a threat to the safety of any person, property, or the environment.
- A rupture:
 - an instantaneous release that immediately impacts the operation of a pipeline segment such that the pressure of the segment cannot be maintained.
- A Toxic Plume:
 - a band of service fluid or other contaminant (e.g. hydrogen sulfide or smoke) resulting from an incident that causes people, including employees, to take protective measures (e.g. muster, shelter-in-place or evacuation).

Where an event meets any of the above definitions, companies are required to notify the TSB Reporting Hotline at (819) 997-7887. Subsequently, the company is required to input the details required by both the TSB (see TSB regulations) and the CER into the OERS. The phone notification and the input of information into OERS are required to occur as soon as possible and no later than three hours of the incident being discovered. The goal of the initial phone notification is to allow the relevant agencies to mobilize a response to an incident, if required. Note that OERS will automatically determine whether the event meets the definition of an “Incident that Harms People or the Environment”, however the company will be responsible for specifically indicating whether the incident meets the definitions of “Rupture” and “Toxic Plume”.

For all other events that do not meet any of the definitions in this section, companies are not required to phone the TSB Reporting Hotline but must report the event as soon as possible and no later than twenty-four hours after the event was discovered.

Multiple Incident Types

It is possible that a single occurrence may result in multiple incident types. If multiple incident types occur as a result of a single occurrence, companies are expected to report those incident types under a single incident report.

Examples of situations where this might be the case include but are not limited to:

- A pipeline rupture (occurrence) where there is a release of gas (incident type) and an explosion (incident type);
- An industrial accident (occurrence) that causes a death (incident type), a serious injury (incident type) and a fire (incident type);
- An operational malfunction (occurrence) that causes an overpressure (incident type) and a release of product (incident type); or
- An operational malfunction (occurrence) that causes several concurrent or immediately consecutive overpressures (incident types).

In cases where an incident has occurred, and a second incident occurs during the response to the initial incident (e.g. a fire occurs during the clean-up of a spill), the second incident is considered distinct and should be reported separately.

The events that are reportable using the online reporting system are:

- incidents under the OPR, PPR, and DPR/*Oil and Gas Drilling Regulations*;
- emergency burning or flaring under the PPR;
- hazard identification under the PPR;
- suspension of operations under the PPR;
- near-misses under the DPR;

- serious accidents or incidents under the Canada Oil and Gas Geophysical Operations Regulations/Oil and Gas Geophysical Operations Regulations;
- emergencies or accidents under the Canada Oil and Gas Installation Regulations/Oil and Gas Installation Regulations; and
- accidents, illnesses, and incidents under the Canada Oil and Gas Diving Regulations/Oil and Gas Diving Regulations.

In the event that OERS is unavailable, companies are directed to report events to the TSB Reporting Hotline at 819-997-7887.

Reporting Timelines

Section 52 of the OPR requires companies to immediately notify the CER of any incident. Section 52 of the OPR also requires the submission of a Preliminary Incident Report (PIR) and a Detailed Incident Report (DIR) “as soon as is practicable”. Generally, companies’ initial notification of an incident will satisfy the PIR requirements. The information required for a DIR must be submitted within 12 weeks of reporting an incident. For complex incidents, companies may request an extension for submission of a DIR.

The CER and the TSB have adopted a single window reporting approach. However, in some areas, the TSB reporting requirements are somewhat different than the CER requirements. For additional details on the TSB reporting requirements, companies should refer to the TSB website (<http://www.bst-tsb.gc.ca/eng/incidents-occurrence/index.asp>).

Transportation Safety Board of Canada
Place du centre, 4th Floor
200 Promenade du Portage
Hull, Quebec K1A 1K8
Facsimile 819-953-7876

Supporting Information

The table below indicates the location of CER supporting documentation in this emergency response plan.

Supporting Information	Found in
CER Distribution	Foreword: Distribution List Page 3
Company 24/7 Emergency Number	Area Specific Information: Binder Cover
Area Map of CER Regulated Facilities	Area Specific Information
TSB Roles & Responsibilities	Section 5: External Agencies Federal Roles Chart
CER Roles & Responsibilities	Section 5: External Agencies Federal Roles Chart
Safety data sheets (SDS)	Please refer to the company’s website located online: https://cenovusenergy.sdsbinders.com/CustomBinder/Search/Customers .
Health and Safety Plan	Please refer to the company’s Health & Safety Plan located at the corporate head office.

Emergency Preparedness & Response Policy

Emergency Management Expectations

An effective emergency management program includes being prepared for emergencies, responding in the event of an emergency and ensuring that operations are able to continue safely and can recover in a timely, efficient manner.

Emergency management is critical to ensuring that people, the environment, the public, the organization's assets and reputation are protected in the event of an unanticipated hazard event, be it natural, technological or human-induced.

Emergency Management Preparedness

Emergency preparedness is a continuous process of all-hazards planning and coordination in order to effectively minimize the adverse effects and consequences inherent in any emergency incident. Through the use of such tools as exercises, proactive resource management and capability analysis, preparedness is one of the key pillars with which to ensure the adaptation of comprehensive approaches for the company's emergency management strategy. The emergency management process must include the following:

- Hazard Risk and Vulnerability Assessment
- Public Involvement
- Communications Planning
- Situational Awareness
- Crisis Management Plans
- Emergency Response Plans
- Emergency Management Resources
- Competence, Training and Awareness
- Exercises and Drills
- Record Keeping
- Distributions Lists (Internal and External)
- Continuous Improvement

Emergency Response Plans should contain:

- Communication procedures
- Emergency contacts
- Evacuation and Rescue plans
- Equipment locations and supply companies
- Spill response and containment (where required)
- Meet regulatory requirements
- Event classification
- Activation and Stand Down Levels
- Guidelines for medical emergencies
- Defined roles and responsibilities
- Maps and Emergency Planning Zones
- Mutual Aid Understandings (where applicable)

Confidential ERPs will be available at the field Incident Command Post and the Corporate Emergency Response Centre.

Extended Emergencies

In an extended emergency, company responders will develop an Incident Action Plan utilizing forms found within ERP, which may include:

- ICS Form 201 – Incident Briefing
- ICS Form 202 – Incident Objectives
- Form A1 – Initial Emergency Report
- Form A4 – Incident Action Plan (IAP) Checklist

Emergency Response, Continuity and Recovery

In the event of an emergency, each business unit shall determine the level of emergency as per established protocols and respond according to their respective emergency response plans. Response includes the mobilization and ongoing management of resources, people, equipment and assets to manage the effects of an incident; functions inclusive of the Incident Command System (ICS), the company's primary response platform.

Each business unit shall establish, implement and maintain procedures for communicating information related to emergency management, including:

- Communication of plans and procedures to employees, operating partners, contractors, the supply chain, regulators and local communities; and
- Emergency and crisis communications to stakeholders, including emergency responders, regulators, the media, family members and the public.

Emergency Management Monitoring, Assessment and Continuous Improvement

Lessons learned and knowledge generated from monitoring results should be used to develop "improved practices", which are then shared widely. After emergencies or disasters occur, a systematic approach is used to learn lessons from the experience, increase effectiveness and improve emergency management practices and processes.

Manual Updating Procedures and Schedule

The company's Corporate and Site-Specific ERPs are to be updated annually and submitted to the CER on or before April 1st of each year, or when significant changes (either operational or identified from exercises/incidents and resulting debriefs) occur or are identified. If an update occurs outside of the January 1st to April 1st period, a letter must be submitted to the CER indicating that there have been no changes to operations since the ERP was last submitted. ERP updates are performed by a third-party company (H2Safety), whose expertise in the field provides company personnel with the education, training, and resources to excel in Emergency Response. Approvals for ERP updates will be carried out by the company's Emergency Management Coordinator.

Debriefing

Internal Debriefing

The Incident Commander, in consultation with the Lead Agency and/or other regulatory body, will order “Return to Normal” status.

- All response team members and on-site personnel, including contract personnel and emergency services, will be notified.
- All previous contacts including public, workers, landowners, government and industrial operators must also be notified of the end of the emergency.
- Ensure a media statement is prepared and delivered by Senior Management.
- Debriefing meeting(s) with company personnel (including insurance, legal, and human resources as appropriate) must be conducted.
- Debriefing meeting(s) to review effectiveness of the Emergency Response Plan must be conducted. Feedback and comments as a result of the debrief must be incorporated into the ERP revision and procedures. This feedback should be submitted to the ERP provider.
- Debriefing meeting(s) with residents, landowners, Lead Agency and other government agencies and all other impacted parties may be conducted.
- Document all "Return to Normal" activities.
- Complete response debriefing for all response teams. Submit, in writing, response findings and recommendations to the Incident Commander when applicable, which will be submitted to the overall report writer.

Public Debriefing

When the public has been impacted, company operations should provide the public information as soon after the emergency as possible, to answer any questions or concerns. This should be done by a senior company representative, a trained Media Advisor, or by the Incident Commander.

After an emergency, a number of additional items should be considered:

- Debriefings, as mentioned above.
- Crisis management for company personnel and for other members of the public that may have been significantly affected by the emergency.
- If the emergency is of a level where it has impacted the public, an information center may be established within the community where the emergency occurred to answer any questions posed by the public.
- Establish a means of compensating citizens who may have had out-of-pocket expenses (such as meals and lodging costs) as a result of the emergency.
- Through the media, provide details of the investigation into the incident that are pertinent to the public, as it becomes available.

Health and Safety Plan

The company's extensive Health and Safety program is to be implemented at all times during and after an incident. Training is provided to all company employees and contractors; all information and documentation can be found in the Health and Safety Manual.

This page is intentionally left blank

