

CLAWR - User Guide (v0.5)

Contents

Welcome.....	3
System requirements	3
Login	4
How do I change my password?.....	5
Completing course	6
How can I learn more about a course?	6
Certificates.....	7
Can I get a list of completions?	8
How long is my Earned Certificate good for?	9
Can I earn another Earned Certificate?	9
Can I get a hard copy of my Earned Certificate?	9
How can I get more help?.....	9



Welcome

Welcome to [CLAWR](#). This guide will help you find your way around it's pages.

System requirements

A web browser with pop-ups is required to play courses. Instructions on how to allow pop-ups on your device can be found on the internet.

Here are links to instructions for few most commonly used browsers

- Google Chrome (Computer or Smartphone) (second latest version or newer)
 - To disable the pop-up blocker, [click here](#)
 - Microsoft Edge (Chromium) (second latest version or newer)
 - To disable the pop-up blocker, [click here](#)
 - Mozilla Firefox (second latest version or newer)
 - To disable the pop-up blocker, [click here](#)
-



Login

How do I login?

At the clawr.icomproductions.ca Sign In page, input the email address & password you previously registered. If you have not registered already, you'll need to do that first (see How do I register?).

If you don't remember your password, click the **Forgot your password** link and it will walk you through getting a new password.

SIGN IN

Email

Email

Password

Password

Login

Don't have an account? [Register Here](#)

Forgot your password? [Click Here](#)

How do I register?

The Sign In page will have a Register Here link to register near the bottom of the page. Click it to start.

You will be asked to supply several details about yourself before you can get going with your training. Clicking Register will email you your verification email (more details below)

Do I need an email address?

Yes, an email address is required to register. It allows the system to confirm your identity plus we can email you certificates. Thankfully, free email addresses, like Gmail, are easy to get:

<https://www.google.com/intl/en-GB/gmail/about/>

REGISTRATION

Email

Email

Legal First Name

Legal First Name

Legal Last Name

Legal Last Name

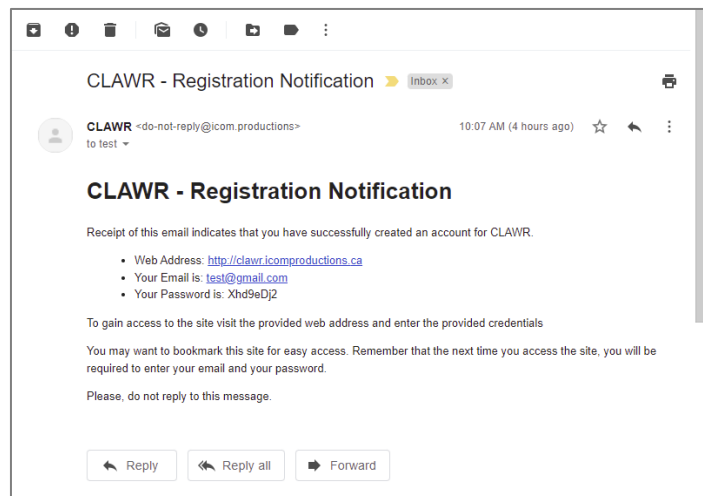
Register

Where's my verification email?

Receiving a verification email can take up to 10 minutes. If you still don't see it after that time in your inbox, check your SPAM/Junk folders.

A small error in spelling could mean the email is sent somewhere else so go back and try again ensuring you are using the proper spelling.

Login using your email address and the password provided.



How do I change my password?

The My Account link in the top right corner of Home has a password reset feature. Clicking the Change Password button will send a Password Reset email to your registered email address. This will also log you out so if you find the sent email, follow the instructions within and log back in.

Password

[Change Password](#)

Completing course


Each course will have a Launch button, it looks like a Play button, on the far left of each row. There are two types of Launch buttons.



- Courses that can be launched have a blue button
- Ensure your pop-up blocker is disabled

How can I learn more about a course?

Clicking the gray portion of each course will display the course's details. The Progress tab will contain a course description.


New

PROGRESS

REQUIREMENTS

CLAWR Industry Orientation

Curriculum

[CLAWR Industry Orientation](#)


Description

After taking this course, you will be familiar with:

- The history of the Cold Lake Air Weapons Range (CLAWR) and 4 Wing Cold Lake.
- Entrance requirements for the CLAWR.
- The policies and access protocols associated with operation within the CLAWR.

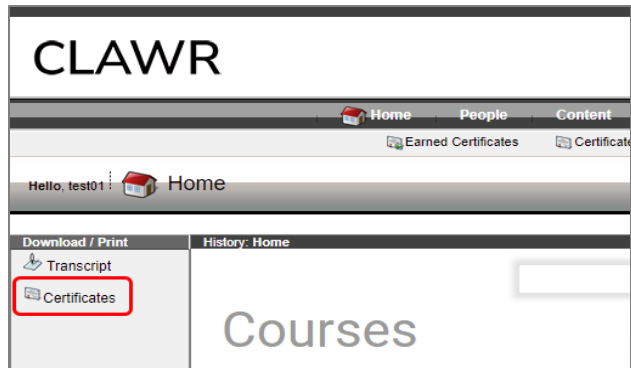
Your Progress in this Course is


NOT ATTEMPTED

 LAUNCH COURSE

Certificates

Completing courses generates Earned Certificates in your name. You can find them by clicking Certificates from the Left Sidebar (or Top Menu: Education > Earned Certificates)





List Earned Certificates

History: Home -> List Earned Certificates

Download as CSV

Print	Id	Certificate	EARNED AT ▾	Expires At	Reset	Filter
Print	920	CLAWR Industry Orientation	Apr 21 2022 02:01 PM	Apr 20 2024 02:01 PM		

Results: Viewing items 1-1 of 1.

Can I get a list of completions?

You can find a link to Transcript in the Left Sidebar.

CLAWR

[Home](#)[People](#)[Content](#)

[Earned Certificates](#)[Certificates](#)

Hello, test01! [Home](#)


Download / Print

[Transcript](#)

[Certificates](#)

History: Home

Courses

 Transcript

History: Home -> Transcript

Transcript for [test01 \(test01@clawr.com\)](#)

Produced at Apr 21 2022 02:07 PM

[Download as PDF](#)

[Download as CSV](#)

Course	Curriculum	Result	Completed
CLAWR Industry Orientation	CLAWR Industry Orientation	100, Complete	2022-04-21 14:01:27

Results: Viewing items 1-1 of 1.

How long is my Earned Certificate good for?

The expiry date of a CLAWR Earned Certificate will be the Earned At date plus the two years.

Can I earn another Earned Certificate?

Yes, if your previous Earned Certificate has already expired simply launch the course again to complete it but make sure the course is Not Attempted because a Completed course can't be completed more.

Can I get a hard copy of my Earned Certificate?

Yes, click on the appropriate Print icon next to the Earned Certificate you need printed. Your computer should allow you to print to a printer or produce a PDF.

How can I get more help?

Email: lms@cenovus.com

A decorative graphic consisting of several overlapping gray geometric shapes, including triangles and rectangles, located in the bottom right corner of the page.